



Sripat Singh College

Teacher Feedback Analysis Report

2021

2022



**Prepared by
Internal Quality Assurance Cell**



Table of Contents

01	<i>Introduction</i>	p 01
02	<i>Message from IQAC Coordinator</i>	p 02
03	<i>Statistics with Graphical representation</i>	p 03- 018
04	<i>Conclusion</i>	p 19

Introduction


In the dynamic ecosystem of academia, the role of faculty members extends far beyond the boundaries of the classroom. At Sripat Singh College, we recognize that our faculty are not only educators but also stewards of innovation, agents of change, and pillars of support for our students and colleagues alike. As such, it is imperative that we cultivate an environment where their voices are heard, their contributions are valued, and their concerns are addressed. The Teacher Feedback Report: Various Activities and Administrative Operations serves as a testament to our commitment to transparency, accountability, and continuous improvement in all facets of our institution.

This report represents a collective endeavor to capture the multifaceted experiences, perspectives, and aspirations of our esteemed faculty members. Through a rigorous process of data collection and analysis, we have endeavored to shine a spotlight on the diverse range of activities and administrative operations that underpin the functioning of our college. From teaching and learning practices to research endeavors, community engagement initiatives, professional development opportunities, and administrative processes, this report offers a comprehensive overview of the various dimensions of academic life at Sripat Singh College.

The importance of soliciting feedback from our faculty cannot be overstated. As the primary drivers of our academic mission, they possess invaluable insights into the strengths, weaknesses, and opportunities that exist within our institution. By actively engaging with their feedback, we not only demonstrate our commitment to fostering a culture of collaboration and inclusivity but also empower our faculty to be active participants in the ongoing evolution of our college.

Within the pages of this report, you will find a rich tapestry of feedback gleaned from faculty members across disciplines, departments, and ranks. Their voices serve as a guiding light, illuminating pathways for improvement, innovation, and excellence in teaching, research, and administrative practices. Whether through praise for exemplary initiatives, constructive criticism of existing processes, or visionary proposals for future endeavors, each contribution encapsulates the collective wisdom and dedication of our faculty community.

Moreover, this report is more than just a repository of feedback; it is a call to action, a roadmap for transformation, and a testament to the power of collaboration in shaping the future of our institution. As we embark on this journey of self-reflection and renewal, we must remain steadfast in our commitment to harnessing the collective potential of our faculty to drive positive change and innovation.



Message from IQAC Coordinator

As the Coordinator of the Internal Quality Assurance Cell (IQAC) at Sripat Singh College, I am pleased to share with you the Teacher Feedback Report: Various Activities and Administrative Operations. This report represents a collaborative effort to gather insights, perspectives, and recommendations from our esteemed faculty members regarding the diverse range of activities and administrative functions within our institution.

The feedback provided by our faculty members is instrumental in guiding our efforts to enhance the quality of education, improve administrative efficiency, and foster a culture of continuous improvement at Sripat Singh College. Through structured surveys, interviews, and focus group discussions, we have endeavored to capture a comprehensive snapshot of faculty experiences, challenges, and aspirations across various domains of academic and administrative life.

As you review this report, I encourage you to reflect on the findings and consider how they resonate with your own experiences and observations. Your input is invaluable in shaping the future direction of our institution and ensuring that we remain responsive to the evolving needs and expectations of our academic community.

Moreover, I urge you to view this report not merely as a compilation of feedback but as a catalyst for action and change. Each recommendation, suggestion, and insight contained within these pages represents an opportunity for improvement, innovation, and growth. By working together to implement positive changes and address areas of concern, we can collectively contribute to the advancement of our institution and the fulfillment of our academic mission.

I would like to express my sincere gratitude to all faculty members who participated in the feedback process and contributed their time, insights, and recommendations. Your dedication to excellence and your commitment to our shared vision are truly commendable, and I am confident that, together, we can continue to make meaningful strides towards our common goals.





Feedback Statistics & Graphical Representation

6. 20. The College has taken initiatives to encourage research.

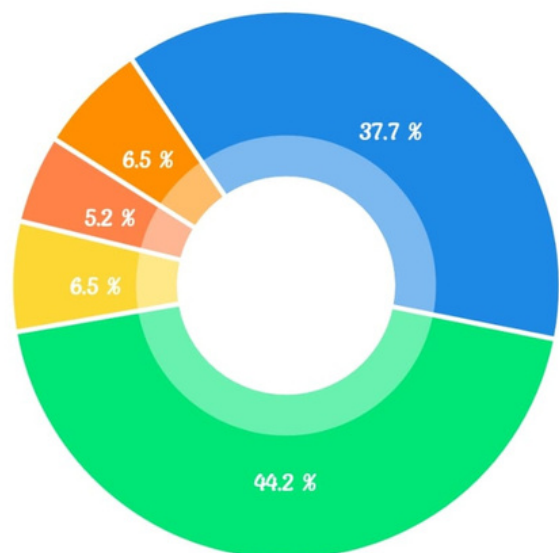
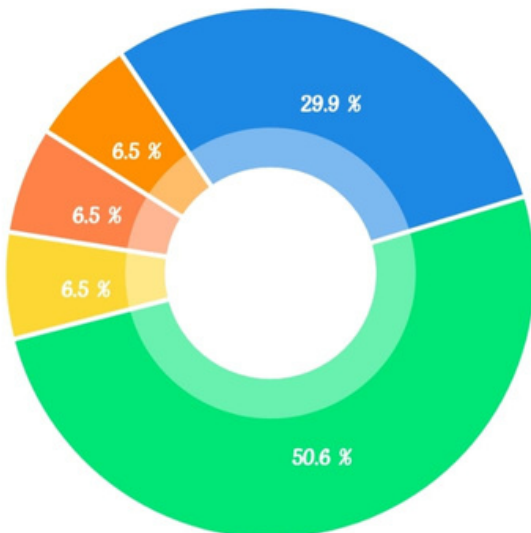
25. 19. The College website is updated and well maintained

PIE CHART

PIE CHART

Very Good - 23
 Good - 39
 Fair - 5
 Satisfactory - 5
 Unsatisfactory - 5

Very Good - 29
 Good - 34
 Fair - 5
 Satisfactory - 4
 Unsatisfactory - 5





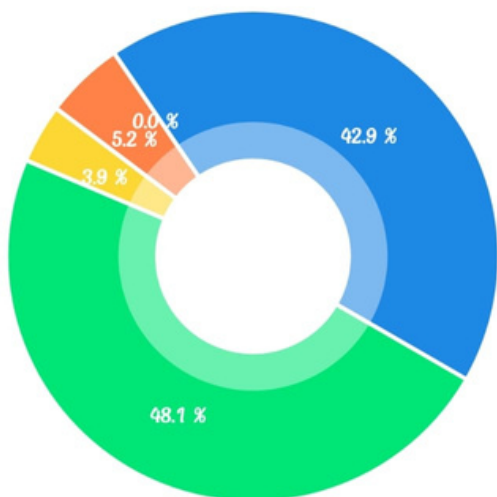
Feedback Statistics & Graphical Representation

24. 18. The examination and evaluation system followed by the College is effective and fair in judging students' academic performance.

23. 17. Institution give the permission in adopting new techniques/ strategies of testing and assessment of students.

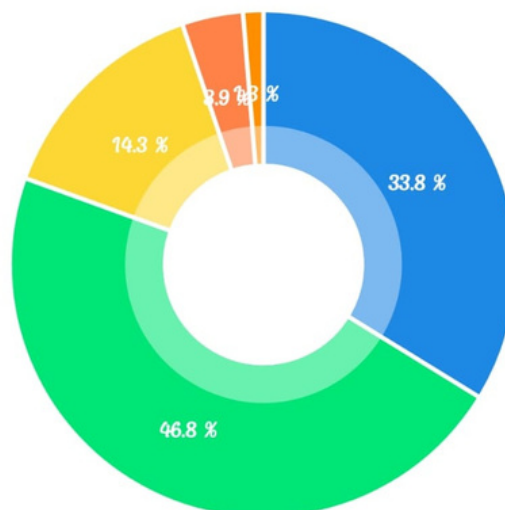
PIE CHART

- Very Good - 33
- Good - 37
- Fair - 3
- Satisfactory - 4
- Unsatisfactory - 0



PIE CHART

- Very Good - 26
- Good - 36
- Fair - 11
- Satisfactory - 3
- Unsatisfactory - 1





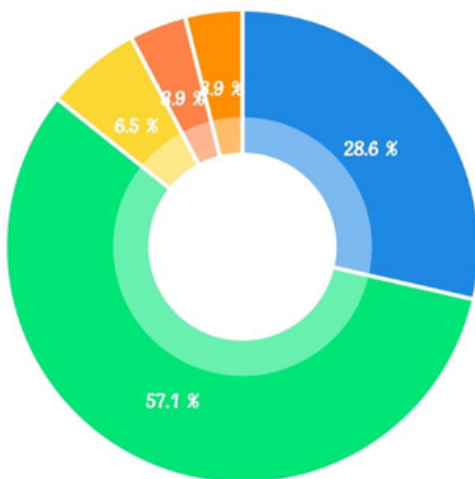
Feedback Statistics & Graphical Representation

22. 16. Institutional support to improve knowledge about JAM/ JEST/ GATE/ SET/ NET/ PG interns examination, Career awareness and Placement etc.

21. 15. Curriculum covers the programme / course specific outcomes properly.

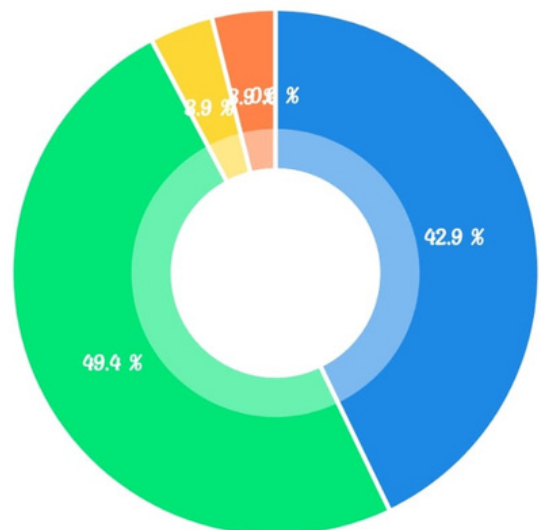
PIE CHART

- Very Good - 22
- Good - 44
- Fair - 5
- Satisfactory - 3
- Unsatisfactory - 3



PIE CHART

- Very Good - 33
- Good - 38
- Fair - 3
- Satisfactory - 3
- Unsatisfactory - 0





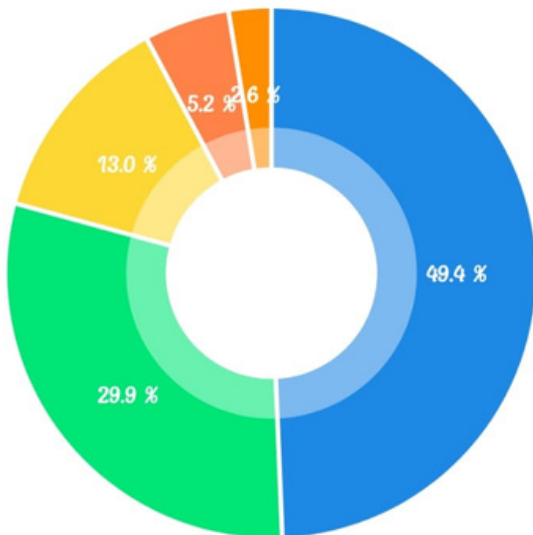
Feedback Statistics & Graphical Representation

20. 14. Permission granted for OP/ RC/STC/ FIP from the institution.

19. 13. The course/syllabus has good balance between theory and practical.

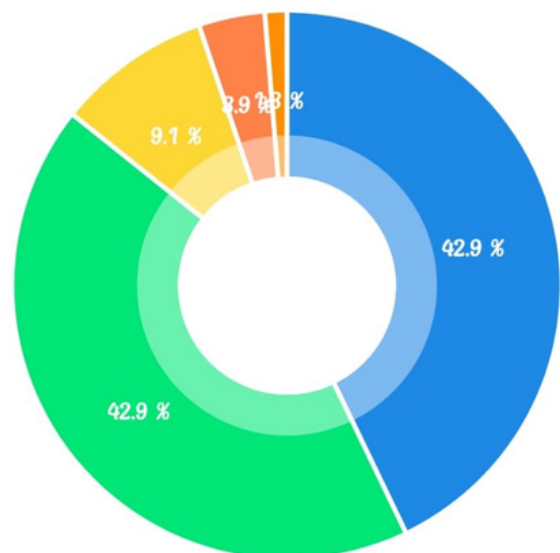
PIE CHART

- Very Good - 38
- Good - 23
- Fair - 10
- Satisfactory - 4
- Unsatisfactory - 2



PIE CHART

- Very Good - 33
- Good - 33
- Fair - 7
- Satisfactory - 3
- Unsatisfactory - 1





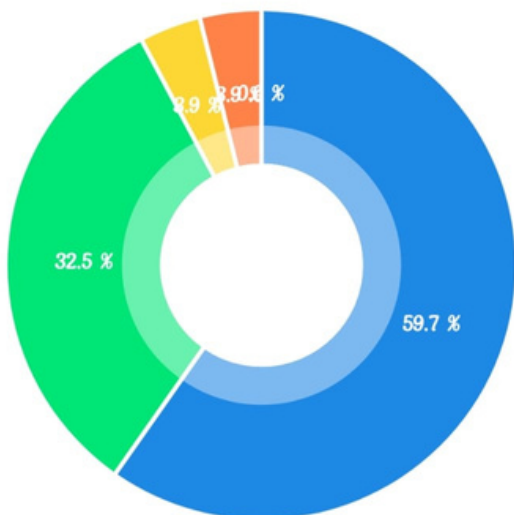
Feedback Statistics & Graphical Representation

18. 12. Aims and objectives of the syllabi are well defined and clear to teachers and students.

17. 11. Creates social awareness among the students.

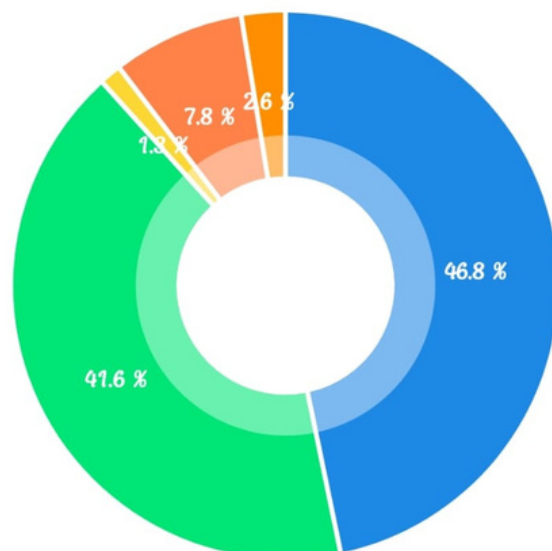
PIE CHART

- Very Good - 46
- Good - 25
- Fair - 3
- Satisfactory - 3
- Unsatisfactory - 0



PIE CHART

- Very Good - 36
- Good - 32
- Fair - 1
- Satisfactory - 6
- Unsatisfactory - 2



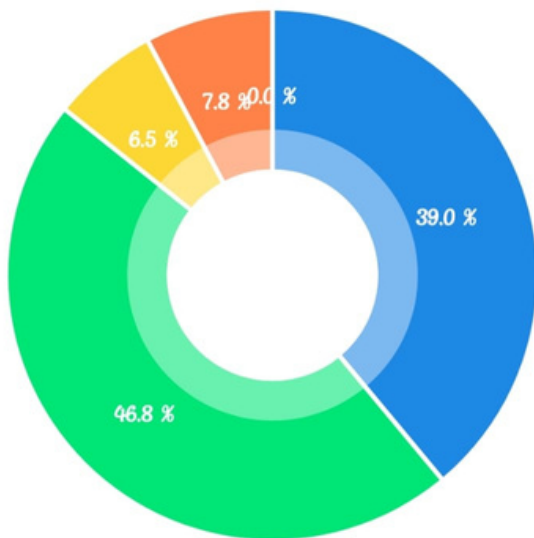


Feedback Statistics & Graphical Representation

16. 10. Staff Hostel/Guest house environment/ facilities:

PIE CHART

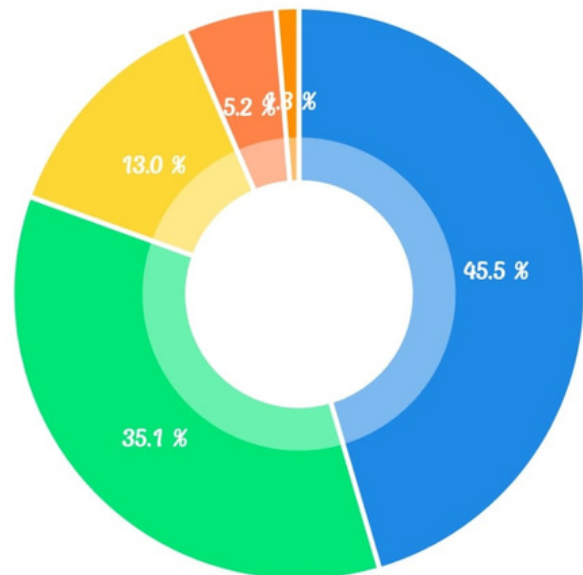
- Very Good - 30
- Good - 36
- Fair - 5
- Satisfactory - 6
- Unsatisfactory - 0



15. 9. Seminar hall facilities:

PIE CHART

- Very Good - 35
- Good - 27
- Fair - 10
- Satisfactory - 4
- Unsatisfactory - 1



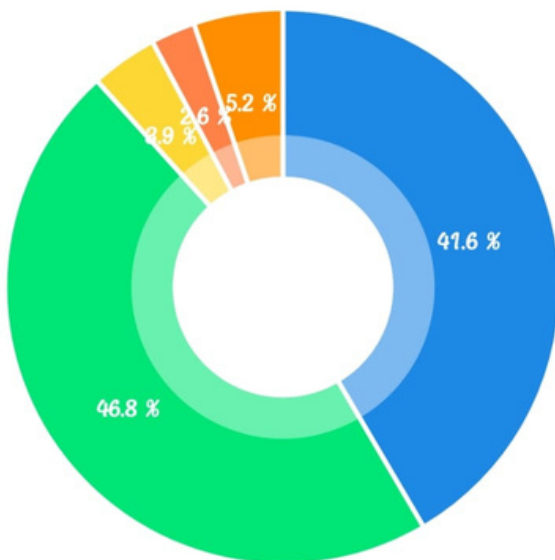


Feedback Statistics & Graphical Representation

14. 8. Laboratory facilities:

PIE CHART

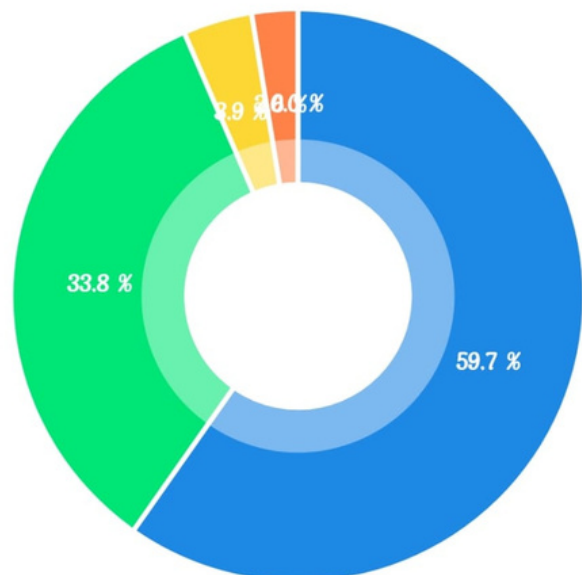
- Very Good - 32
- Good - 36
- Fair - 3
- Satisfactory - 2
- Unsatisfactory - 4



13. 7. Library facilities:

PIE CHART

- Very Good - 46
- Good - 26
- Fair - 3
- Satisfactory - 2
- Unsatisfactory - 0





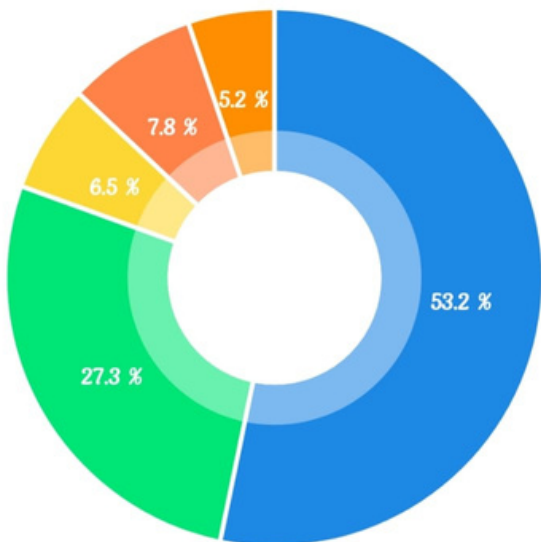
Feedback Statistics & Graphical Representation

11. 5. Co-relation among the Principal and the Staff:

12. 6. Drinking water and Latrine/ Toilet facilities:

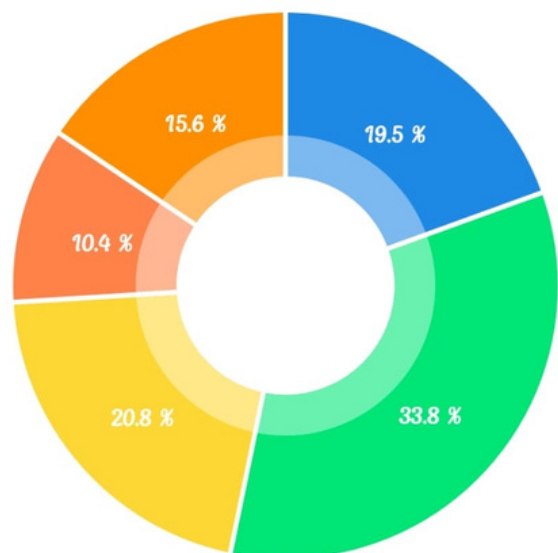
PIE CHART

- Very Good - 41
- Good - 21
- Fair - 5
- Satisfactory - 6
- Unsatisfactory - 4



PIE CHART

- Very Good - 15
- Good - 26
- Fair - 16
- Satisfactory - 8
- Unsatisfactory - 12





Feedback Statistics & Graphical Representation

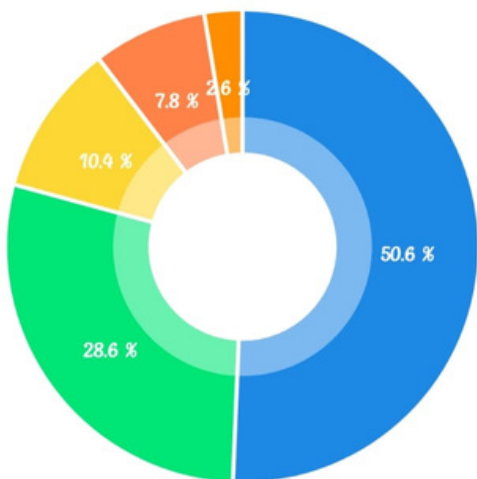
10. 4. Institutional support for the participation of faculty in national/ International conferences/ seminars/ symposia by providing academic leave and financial support:

9. 3. Facilities of Smart/ ICT enable/ Digital Class room:

PIE CHART

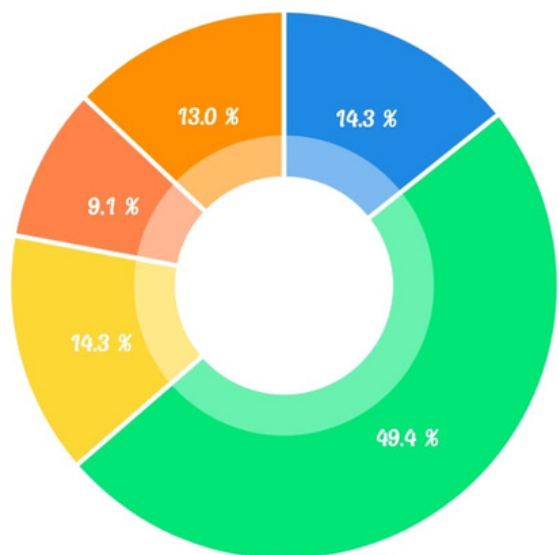
PIE CHART

- Very Good - 39
- Good - 22
- Fair - 8
- Satisfactory - 6
- Unsatisfactory - 2



PIE CHART

- Very Good - 11
- Good - 38
- Fair - 11
- Satisfactory - 7
- Unsatisfactory - 10





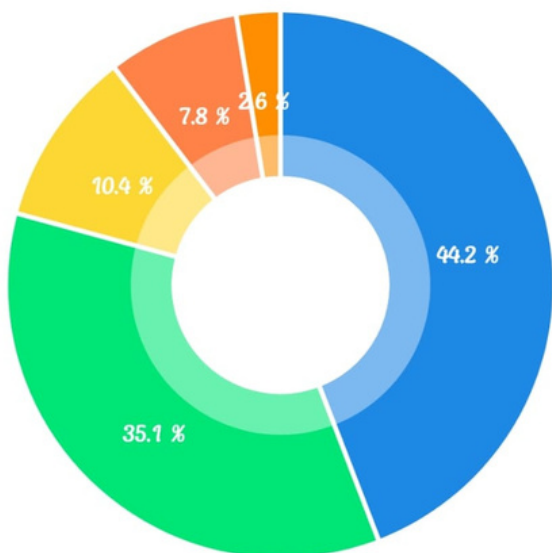
Feedback Statistics & Graphical Representation

8. 2. Academic and Staff room environment:

7. 1. Administrative support :

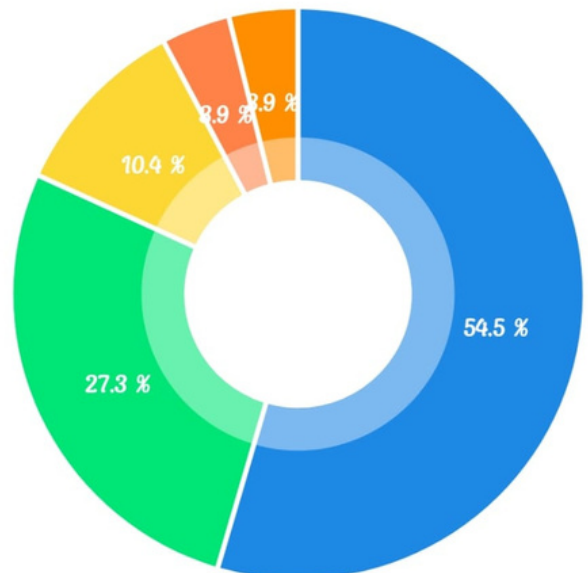
PIE CHART

- Very Good - 34
- Good - 27
- Fair - 8
- Satisfactory - 6
- Unsatisfactory - 2




PIE CHART

- Very Good - 42
- Good - 21
- Fair - 8
- Satisfactory - 3
- Unsatisfactory - 3



Conclusion

In conclusion, I extend my heartfelt gratitude to all the faculty members who generously shared their feedback, insights, and aspirations for the betterment of our institution. Your unwavering dedication to excellence and your tireless commitment to our shared mission are the driving forces behind our collective success. As we embark on the next chapter of our journey, let us embrace the spirit of collaboration, innovation, and resilience that defines our community and propels us toward a brighter future for Sripat Singh College.





Sripat Singh College

Student Feedback Analysis Report

2021

2022



**Prepared by
Internal Quality Assurance Cell**



Table of Contents

01	<i>Introduction</i>	p 01
02	<i>Message from IQAC Coordinator</i>	p 02
03	<i>Statistics with Graphical representation</i>	p 03- 018
04	<i>Conclusion</i>	p 19

Introduction


This report represents a culmination of feedback gathered from our vibrant and diverse student community, spanning a wide spectrum of academic activities and administrative operations. Through rigorous data collection methods, including surveys, focus groups, and one-on-one interviews, we have sought to capture the holistic student experience and gain valuable insights into the effectiveness of our educational programs, support services, and institutional policies.

As a degree college committed to academic excellence, student success, and holistic development, soliciting feedback from our students is not only essential but also intrinsic to our core values. By actively engaging with student feedback, we can identify areas of strength, address areas for improvement, and ensure that our college remains responsive to the evolving needs and expectations of our student body. The scope of this report is wide-ranging and encompasses various facets of academic life and administrative operations, including but not limited to:

- 1. Teaching and Learning Experiences:** We delve into student feedback regarding the quality of instruction, course content, teaching methodologies, and assessment practices. Understanding student perspectives on these fundamental aspects of education is essential for continuously enhancing the quality and relevance of our academic programs.
- 2. Student Support Services:** Our college is committed to providing comprehensive support services to meet the diverse needs of our students. Feedback on counseling services, academic advising, career guidance, and accessibility accommodations helps us better understand how we can support the holistic development and well-being of our students.
- 3. Extracurricular Activities and Campus Life:** Beyond academics, our college offers a rich array of extracurricular activities, student organizations, and campus events aimed at enriching the student experience. Student feedback on these initiatives enables us to gauge their impact, relevance, and effectiveness in fostering a vibrant and inclusive campus community.
- 4. Administrative Processes and Policies:** Efficient administrative processes are vital for ensuring the seamless functioning of our institution and minimizing bureaucratic barriers for our students. Feedback on administrative procedures, registration processes, fee structures, and institutional policies empowers us to streamline operations and enhance the overall student experience.

As we delve into the findings and insights gleaned from student feedback, it is crucial to underscore our unwavering commitment to accountability, responsiveness, and student-centeredness. We recognize that each student brings a unique perspective and set of experiences to the table, and we value the diversity of viewpoints that enrich our discussions and decision-making processes.

Furthermore, this report serves as more than just a snapshot of student satisfaction; it is a catalyst for action and improvement. By identifying areas of strength and areas for enhancement, we can chart a course for continuous advancement and innovation in our academic and administrative endeavors, ensuring that Sripat Singh College remains a premier institution of higher learning.



Message from IQAC Coordinator


As the Coordinator of the Internal Quality Assurance Cell (IQAC) at Sripat Singh College, it brings me great pleasure to present to you the Student Feedback Report: Various Academic Activities and Administrative Operations. This report signifies a collaborative effort to gather your valuable insights, perspectives, and recommendations concerning the diverse array of academic activities and administrative functions within our institution.

This feedback plays a pivotal role in steering our endeavors to elevate the quality of education, streamline administrative processes, and cultivate an inclusive and supportive learning environment at Sripat Singh College. Through meticulously structured surveys, focused group discussions, and individual interviews, we have strived to encapsulate the comprehensive student experience and glean insights into the efficacy of our educational initiatives, support services, and institutional policies.

As you delve into the contents of this report, I encourage you to introspect on the findings and contemplate how they resonate with your personal experiences and observations. Your contributions are indispensable in shaping the trajectory of our institution and ensuring that we remain attuned to the evolving needs and aspirations of our student community.

Furthermore, I implore you to perceive this report not merely as a compendium of feedback, but as a catalyst for transformative action. Each recommendation, suggestion, and insight contained within these pages presents an opportunity for refinement, innovation, and advancement. By collaborating to implement positive changes and address areas of concern, we can collectively propel our institution forward and uphold our commitment to academic excellence and fulfillment of our educational mission.

I extend my heartfelt appreciation to all students who actively participated in the feedback process and generously shared their time, perspectives, and recommendations. Your unwavering dedication to excellence and your steadfast commitment to our common vision are deeply commendable. With our collective efforts, I am confident that we can continue to make significant strides towards our shared goals and aspirations.





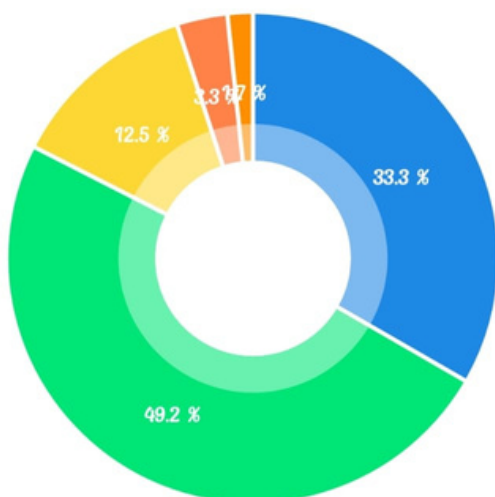
Feedback Statistics & Graphical Representation

16. 10. The institute takes active interest in promoting internship, student exchange, field visit opportunities for students.

15. 9. Teaching-learning process enables clear understanding of the course content

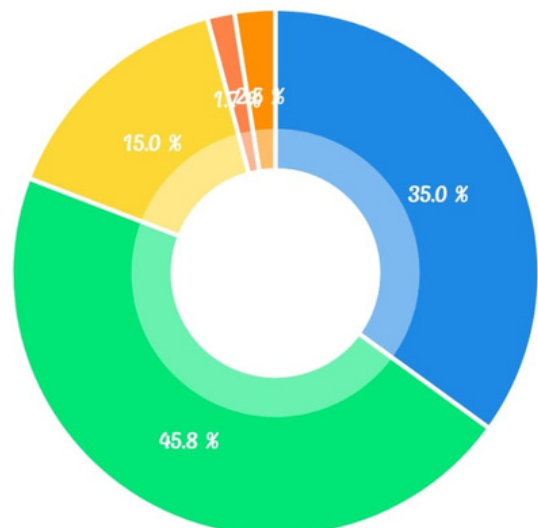
PIE CHART

- Strongly Agree - 40
- Agree - 59
- Neutral - 15
- Disagree - 4
- Strongly Disagree - 2



PIE CHART

- Strongly Agree - 42
- Agree - 55
- Neutral - 18
- Disagree - 2
- Strongly Disagree - 3





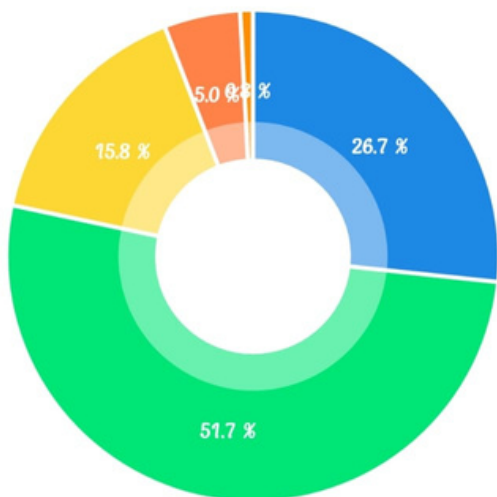
Feedback Statistics & Graphical Representation

14. 8. Courses content & course outcomes are derived in accordance with outcome-based education system

13. 7. Text books/reference books recommended in the syllabus are relevant & updated.

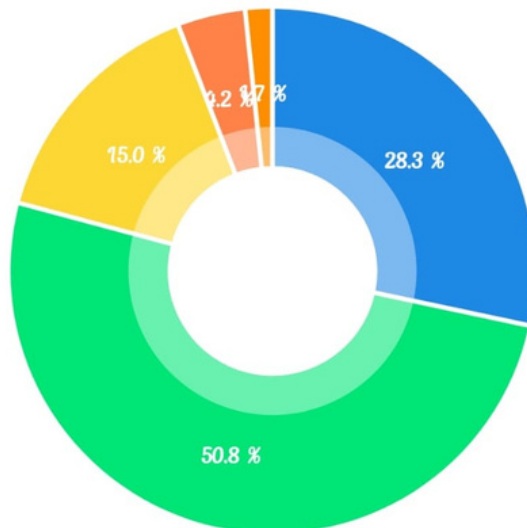
PIE CHART

- Strongly Agree - 32
- Agree - 62
- Neutral - 19
- Disagree - 6
- Strongly Disagree - 1



PIE CHART

- Strongly Agree - 34
- Agree - 61
- Neutral - 18
- Disagree - 5
- Strongly Disagree - 2





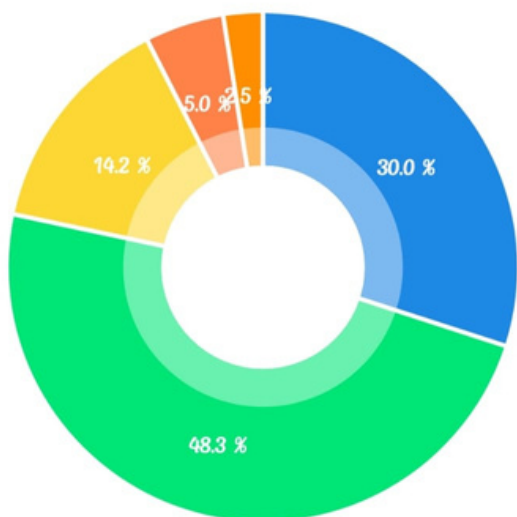
Feedback Statistics & Graphical Representation

2. 6. Curriculum structure and contents help to enhance employability skills.

11. 5. The curriculum has a good balance between theory and practical.

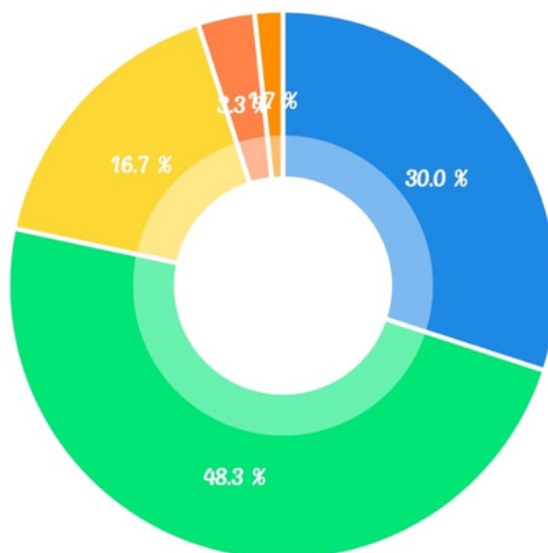
PIE CHART

- Strongly Agree - 36
- Agree - 58
- Neutral - 17
- Disagree - 6
- Strongly Disagree - 3



PIE CHART

- Strongly Agree - 36
- Agree - 58
- Neutral - 20
- Disagree - 4
- Strongly Disagree - 2





Feedback Statistics & Graphical Representation

10. 4. Electives offered are supportive to the core papers

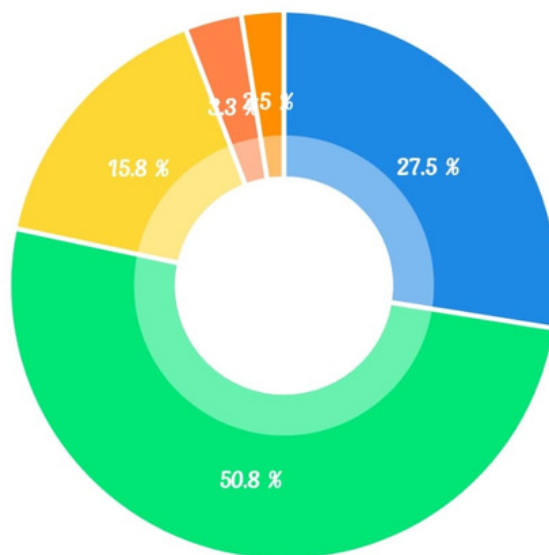
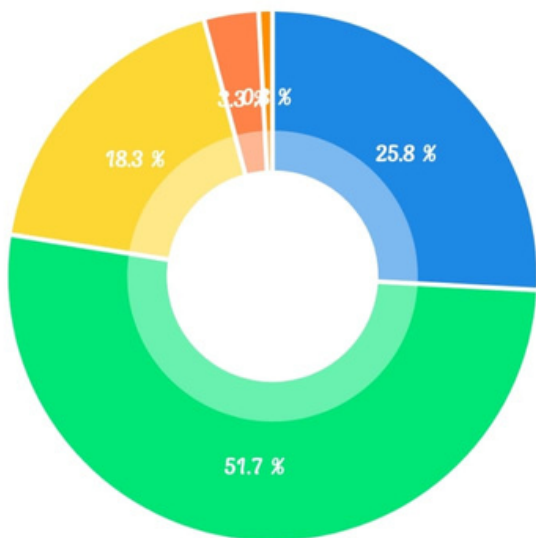
9. 3. The objectives and outcomes are clearly stated for each of the course.

PIE CHART

PIE CHART

- Strongly Agree - 31
- Agree - 62
- Neutral - 22
- Disagree - 4
- Strongly Disagree - 1

- Strongly Agree - 33
- Agree - 61
- Neutral - 19
- Disagree - 4
- Strongly Disagree - 3





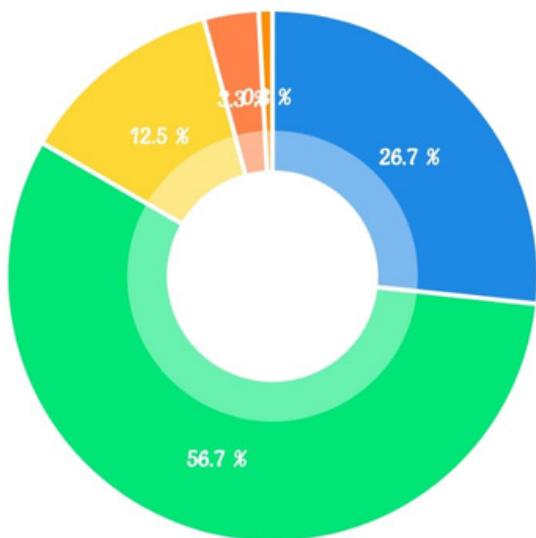
Feedback Statistics & Graphical Representation

8. 2. Depth of curriculum content is appropriate.

7. 1. The curriculum is up-to-date, need based & application oriented

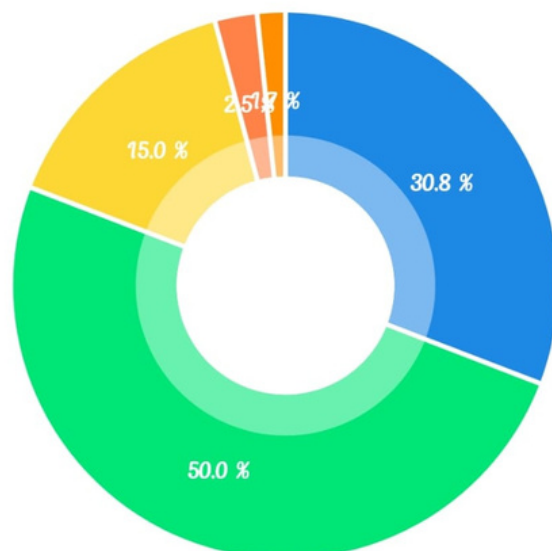
PIE CHART

- Strongly Agree - 32
- Agree - 68
- Neutral - 15
- Disagree - 4
- Strongly Disagree - 1



PIE CHART


- Strongly Agree - 37
- Agree - 60
- Neutral - 18
- Disagree - 3
- Strongly Disagree - 2



Conclusion

In conclusion, I extend my sincere gratitude to all the students who participated in the feedback process and shared their insights and recommendations. Your voices are instrumental in shaping the future of our institution, and we are committed to listening, learning, and taking action based on your feedback.

I invite you to delve into the pages of this report, explore the findings, and join us in our collective efforts to create a more inclusive, supportive, and enriching educational environment at Sripat Singh College.





Employer feedback format (Docx)

2 messages

shyam sett <achiever.shyam@gmail.com>
To: R Sai Kiran <Saik.R@tcs.com>
Cc: Shritama Dutta <shritama.dutta@tcs.com>

Wed, 28 Feb 2024 at 10:13

Dear R Sai Kiran,

Following our recent communication, I am attaching the Employer Feedback Form (docx) (2021-2022) & (2022-2023) for your review and completion. Your feedback is urgently needed, so I kindly request you to provide it at your earliest convenience.

Thank you for your cooperation.

Best Regards,

Mr. Shyam Sundar Sett
Supervisor,
Career development counselling and placement cell
Sripat Singh College
9874128666

 (2021-22)Employer feedback format

R Sai Kiran <Saik.R@tcs.com>
To: shyam sett <achiever.shyam@gmail.com>
Cc: Shritama Dutta <shritama.dutta@tcs.com>

Wed, 28 Feb 2024 at 13:46

TCS Confidential

Dear Sir,

Please find the attached form.

With Best Regards

R Sai Kiran

Recruiter - Campus Hiring - India East
Tata Consultancy Services Limited
Kolkata
West Bengal, India

Ph: - 033 66533742

Mail to: saik.r@tcs.com
Web site: www.tcs.com


**WE HAVE REFRESHED
TCS CAREERS
IN A WHOLE NEW WAY!**




Employer feedback format (Docx)

2 messages

shyam sett <achiever.shyam@gmail.com>
To: R Sai Kiran <Saik.R@tcs.com>
Cc: Shritama Dutta <shritama.dutta@tcs.com>

Wed, 28 Feb 2024 at 10:13

Dear R Sai Kiran,

Following our recent communication, I am attaching the Employer Feedback Form (docx) (2021-2022) & (2022-2023) for your review and completion. Your feedback is urgently needed, so I kindly request you to provide it at your earliest convenience.

Thank you for your cooperation.

Best Regards,

Mr. Shyam Sundar Sett
Supervisor,
Career development counselling and placement cell
Sripat Singh College
9874128666

 (2021-22)Employer feedback format

R Sai Kiran <Saik.R@tcs.com>
To: shyam sett <achiever.shyam@gmail.com>
Cc: Shritama Dutta <shritama.dutta@tcs.com>

Wed, 28 Feb 2024 at 13:46

TCS Confidential

Dear Sir,

Please find the attached form.

With Best Regards

R Sai Kiran

Recruiter - Campus Hiring - India East
Tata Consultancy Services Limited
Kolkata
West Bengal, India

Ph: - 033 66533742

Mail to: saik.r@tcs.com
Web site: www.tcs.com


**WE HAVE REFRESHED
TCS CAREERS
IN A WHOLE NEW WAY!**


Employer feedback format
2021-22

Organization name (Employer Name): Tata Consultancy Services Limited

Contact Person: Mr. R Sai Kiran

Designation: Recruiter - Campus Hiring

.....

Name of the college : Sripat Singh College

Comprehensive Feedback

(Please tick)

A. General Information:

1- How long have you been collaborating with our institution?

- A) Less than a year
- B) 1-3 years
- C) **3-5 years**
- D) More than 5 years

2- How many graduates from our institution have you employed in the past year?

- A) None
- B) 1-5
- C) 6-10
- D) **More than 10**

B. Quality of Graduates:

1 - Please rate the overall quality of graduates from our institution on a scale of 1 to 5.

- A) 1 (Poor)
- B) 2
- C) **3**
- D) 4

E) 5 (Excellent)

2 - What are the strengths of graduates from our institution?

- A) Technical skills
- B) Communication skills
- C) Problem-solving abilities
- D) **Teamwork skills**

3 - What areas do you think our graduates could improve upon?

- A) Technical skills**
- B) Communication skills**
- C) Problem-solving abilities**
- D) Leadership skills

C. Employability Skills:

1 - How well do you think our graduates are equipped with the necessary skills for the job market?

- A) Not well-equipped
- B) Somewhat equipped
- C) **Moderately equipped**
- D) Well-equipped

2- Are there any specific skills or competencies you believe our graduates lack?

- A) Leadership skills
- B) Industry-specific knowledge
- C) Adaptability
- D) Networking skills

D. Collaboration with the Institution:

1- How would you rate the level of collaboration between your organization and our institution?

- A) Poor
- B) Fair
- C) **Good**
- D) Excellent

2 - Have you participated in any collaborative activities with our institution (e.g., internships, workshops, guest lectures)? If yes, please provide details.

- A) **Yes** – Conducted Live Events for the students to get an understanding about TCS Hiring
- B) No

E. Suggestions for Improvement:

1- Are there any suggestions you have for improving the quality of education or collaboration with our institution?

A) Yes

B) **No**

2 - How can we better prepare our graduates for the demands of the industry?

A) More practical experience through internships

B) Incorporating more industry-relevant coursework

C) Offering professional development workshops

D) Increasing networking opportunities

Signature with date & seal

OBSERVATIONS:

The following observations were derived from the feedback received:

- A majority of the teachers and students at the institution express satisfaction with the curriculum.**
- It is recommended to conduct a need-based revision of the syllabus.**
- Aligning the curriculum with employability is deemed essential.**

Action Taken Report:

- The college engages teachers in curriculum design, values their input for enhancing curriculum development, and intends to forward their suggestions to the University's Board of Studies (BOS).**
- Mandatory courses focusing on skill enhancement and ability development are integrated into the curriculum to enhance employability.**