



# Sripat Singh College

## Student Feedback Analysis Report

2023

2024



**Prepared by  
Internal Quality Assurance Cell**



# Table of Contents

01	<i>Introduction</i>	p 01
02	<i>Message from IQAC Coordinator</i>	p 02
03	<i>Statistics with Graphical representation</i>	p 03- 14
04	<i>Conclusion</i>	p 15

# Introduction

This report represents a culmination of feedback gathered from our vibrant and diverse student community, spanning a wide spectrum of academic activities and administrative operations. Through rigorous data collection methods, including surveys, focus groups, and one-on-one interviews, we have sought to capture the holistic student experience and gain valuable insights into the effectiveness of our educational programs, support services, and institutional policies.

As a degree college committed to academic excellence, student success, and holistic development, soliciting feedback from our students is not only essential but also intrinsic to our core values. By actively engaging with student feedback, we can identify areas of strength, address areas for improvement, and ensure that our college remains responsive to the evolving needs and expectations of our student body. The scope of this report is wide-ranging and encompasses various facets of academic life and administrative operations, including but not limited to:

- 1. Teaching and Learning Experiences:** We delve into student feedback regarding the quality of instruction, course content, teaching methodologies, and assessment practices. Understanding student perspectives on these fundamental aspects of education is essential for continuously enhancing the quality and relevance of our academic programs.
- 2. Student Support Services:** Our college is committed to providing comprehensive support services to meet the diverse needs of our students. Feedback on counseling services, academic advising, career guidance, and accessibility accommodations helps us better understand how we can support the holistic development and well-being of our students.
- 3. Extracurricular Activities and Campus Life:** Beyond academics, our college offers a rich array of extracurricular activities, student organizations, and campus events aimed at enriching the student experience. Student feedback on these initiatives enables us to gauge their impact, relevance, and effectiveness in fostering a vibrant and inclusive campus community.
- 4. Administrative Processes and Policies:** Efficient administrative processes are vital for ensuring the seamless functioning of our institution and minimizing bureaucratic barriers for our students. Feedback on administrative procedures, registration processes, fee structures, and institutional policies empowers us to streamline operations and enhance the overall student experience.

As we delve into the findings and insights gleaned from student feedback, it is crucial to underscore our unwavering commitment to accountability, responsiveness, and student-centeredness. We recognize that each student brings a unique perspective and set of experiences to the table, and we value the diversity of viewpoints that enrich our discussions and decision-making processes.

Furthermore, this report serves as more than just a snapshot of student satisfaction; it is a catalyst for action and improvement. By identifying areas of strength and areas for enhancement, we can chart a course for continuous advancement and innovation in our academic and administrative endeavors, ensuring that Sripat Singh College remains a premier institution of higher learning.



# Message from IQAC Coordinator

As the Coordinator of the Internal Quality Assurance Cell (IQAC) at Sripat Singh College, it brings me great pleasure to present to you the Student Feedback Report: Various Academic Activities and Administrative Operations. This report signifies a collaborative effort to gather your valuable insights, perspectives, and recommendations concerning the diverse array of academic activities and administrative functions within our institution.

This feedback plays a pivotal role in steering our endeavors to elevate the quality of education, streamline administrative processes, and cultivate an inclusive and supportive learning environment at Sripat Singh College. Through meticulously structured surveys, focused group discussions, and individual interviews, we have strived to encapsulate the comprehensive student experience and glean insights into the efficacy of our educational initiatives, support services, and institutional policies.

As you delve into the contents of this report, I encourage you to introspect on the findings and contemplate how they resonate with your personal experiences and observations. Your contributions are indispensable in shaping the trajectory of our institution and ensuring that we remain attuned to the evolving needs and aspirations of our student community.

Furthermore, I implore you to perceive this report not merely as a compendium of feedback, but as a catalyst for transformative action. Each recommendation, suggestion, and insight contained within these pages presents an opportunity for refinement, innovation, and advancement. By collaborating to implement positive changes and address areas of concern, we can collectively propel our institution forward and uphold our commitment to academic excellence and fulfillment of our educational mission.

I extend my heartfelt appreciation to all students who actively participated in the feedback process and generously shared their time, perspectives, and recommendations. Your unwavering dedication to excellence and your steadfast commitment to our common vision are deeply commendable. With our collective efforts, I am confident that we can continue to make significant strides towards our shared goals and aspirations.







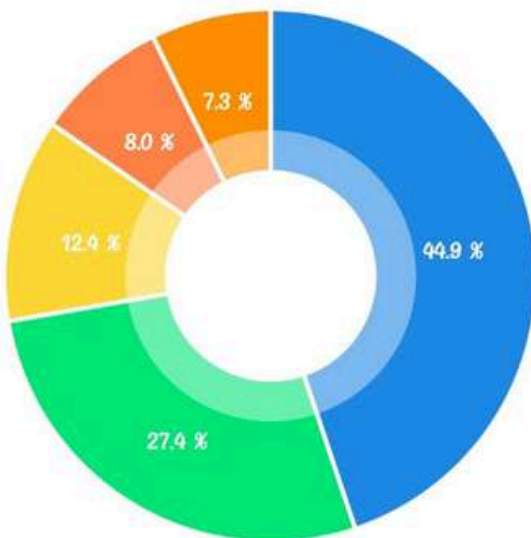
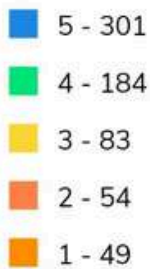
# SRIPAT SINGH COLLEGE

AFFILIATED TO KALYANI UNIVERSITY  
NAAC ACCREDITED B ( 3rd CYCLE )

## Feedback Statistics & Graphical Representation

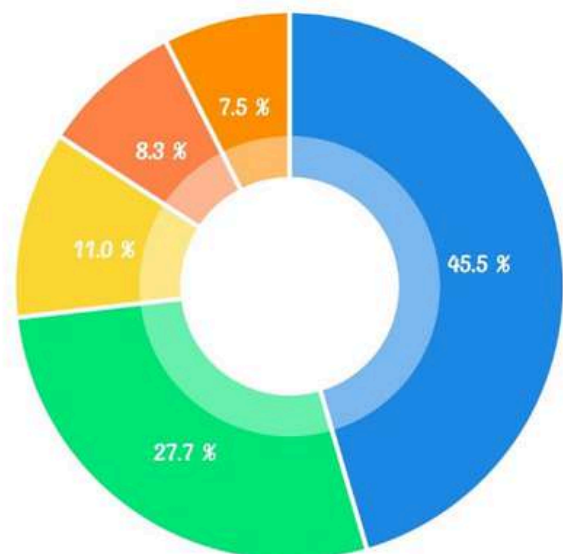
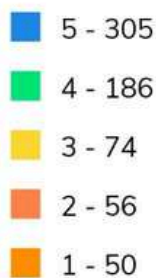
7. 1. How much of the syllabus was covered in the Class?

PIE CHART



8. 2. How well did the teachers prepare for the Classes?

PIE CHART





# SRIPAT SINGH COLLEGE

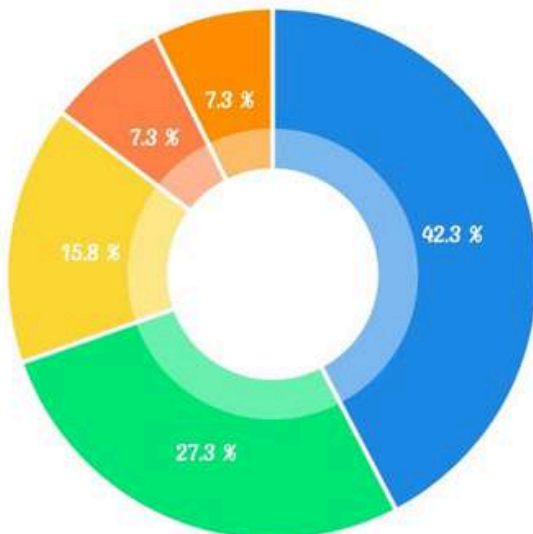

AFFILIATED TO KALYANI UNIVERSITY  
NAAC ACCREDITED B ( 3rd CYCLE )

## Feedback Statistics & Graphical Representation

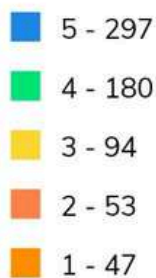
9. 3.How well were the teachers able to communicate?

10. 4.The teacher's approach to teaching can best be described as

PIE CHART



PIE CHART





# SRIPAT SINGH COLLEGE

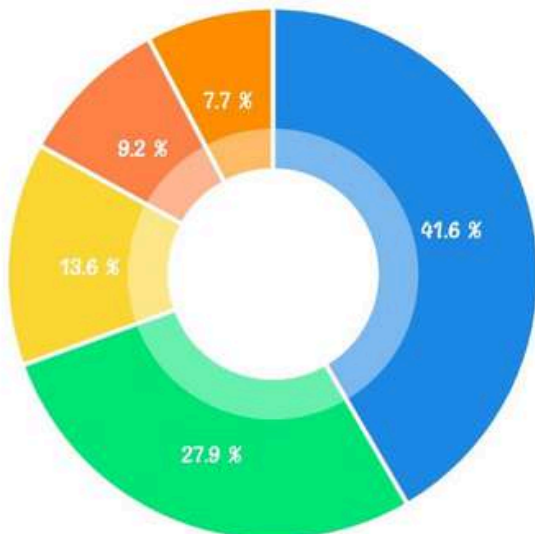
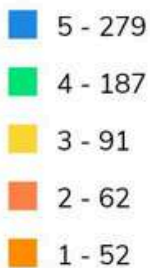
AFFILIATED TO KALYANI UNIVERSITY  
NAAC ACCREDITED B ( 3rd CYCLE)

## Feedback Statistics & Graphical Representation

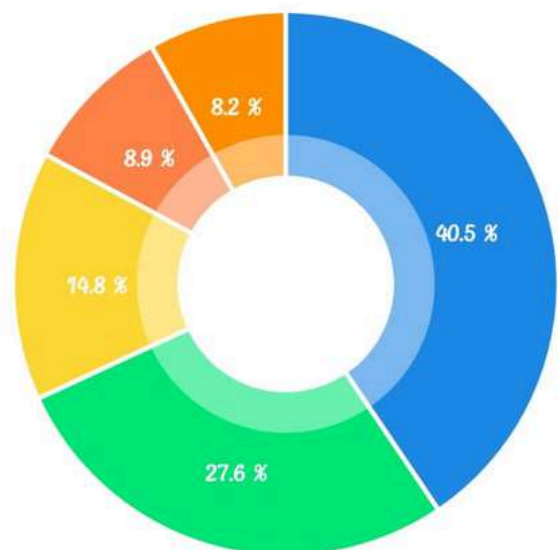
11. 5. Fairness of the internal evaluation process by the teachers.

12. 6. Was your performance in assignments discussed with you?

PIE CHART



PIE CHART







# SRIPAT SINGH COLLEGE

AFFILIATED TO KALYANI UNIVERSITY  
NAAC ACCREDITED B ( 3rd CYCLE )

## Feedback Statistics & Graphical Representation

13. 7.The institute takes active interest in promoting internship, student exchange, field visit opportunities for students

(libraries, online databases, etc.) at your college?

- 1) Excellent
- 2) Good
- 3) Average
- 4) Poor
- 5) Very poor.

PIE CHART

- 5 - 252
- 4 - 192
- 3 - 102
- 2 - 69
- 1 - 56



PIE CHART

- 5 - 140
- 4 - 108
- 3 - 91
- 2 - 167
- 1 - 165







# SRIPAT SINGH COLLEGE

AFFILIATED TO KALYANI UNIVERSITY  
NAAC ACCREDITED B ( 3rd CYCLE)

## Feedback Statistics & Graphical Representation

suggestions?

- A) Very well
- B) Well
- C) Neutral
- D) Poorly
- E) Very poorly

16. 10.Teachers inform you about your expected competencies, course outcomes and programme outcome

PIE CHART

PIE CHART

- 5 - 169
- 4 - 129
- 3 - 124
- 2 - 103
- 1 - 146

- 5 - 239
- 4 - 177
- 3 - 129
- 2 - 59
- 1 - 67





# SRIPAT SINGH COLLEGE

AFFILIATED TO KALYANI UNIVERSITY  
NAAC ACCREDITED B ( 3rd CYCLE )

## Feedback Statistics & Graphical Representation

17. 11.Your mentor does a necessary follow-up with an assigned task to you.

PIE CHART

- 5 - 234
- 4 - 180
- 3 - 131
- 2 - 65
- 1 - 61



18. 12.teachers illustrate the concepts through examples and applications?

PIE CHART

- 5 - 274
- 4 - 172
- 3 - 99
- 2 - 59
- 1 - 67





# SRIPAT SINGH COLLEGE

AFFILIATED TO KALYANI UNIVERSITY  
NAAC ACCREDITED B ( 3rd CYCLE)

## Feedback Statistics & Graphical Representation

19. 13.The teachers identify your strengths and encourage you with providing right level of challenges.

20. 14.Teachers are able to identify your weaknesses and help you to overcome them.

PIE CHART

- 5 - 246
- 4 - 194
- 3 - 109
- 2 - 59
- 1 - 63



PIE CHART

- 5 - 257
- 4 - 187
- 3 - 107
- 2 - 60
- 1 - 60







# SRIPAT SINGH COLLEGE

AFFILIATED TO KALYANI UNIVERSITY  
NAAC ACCREDITED B ( 3rd CYCLE )

## Feedback Statistics & Graphical Representation

21. 15.The institution makes effort to engage students in the monitoring, review and continuous quality improvement of the teaching learning process.

22. 16.The institute/ teachers use student centric methods, such as experiential learning, participative learning and problem solving methodologies for enhancing learning experiences.

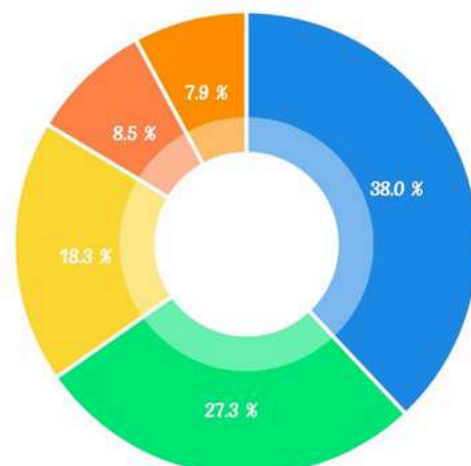
PIE CHART

- 5 - 225
- 4 - 215
- 3 - 108
- 2 - 63
- 1 - 60



PIE CHART

- 5 - 255
- 4 - 183
- 3 - 123
- 2 - 57
- 1 - 53





# SRIPAT SINGH COLLEGE

AFFILIATED TO KALYANI UNIVERSITY  
NAAC ACCREDITED B ( 3rd CYCLE )

## Feedback Statistics & Graphical Representation

23. 17. Teachers encourage you to participate in extracurricular activities

PIE CHART

- 5 - 268
- 4 - 178
- 3 - 109
- 2 - 53
- 1 - 63



24. 18. Efforts are made by the institute/ teachers to inculcate soft skills, life skills and employability skills to make you ready for the world of work.

PIE CHART

- 5 - 241
- 4 - 196
- 3 - 109
- 2 - 63
- 1 - 62





# SRIPAT SINGH COLLEGE

AFFILIATED TO KALYANI UNIVERSITY  
NAAC ACCREDITED B ( 3rd CYCLE )

## Feedback Statistics & Graphical Representation

25. 19. What percentage of teachers use ICT tools such as LCD projector, Multimedia, etc. while teaching.

PIE CHART

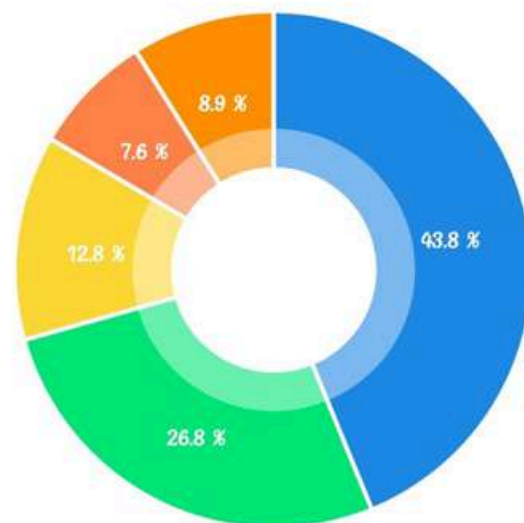
- 5 - 193
- 4 - 195
- 3 - 137
- 2 - 73
- 1 - 73



26. 20. The overall quality of teaching-learning process in your institute is very good.

PIE CHART

- 5 - 294
- 4 - 180
- 3 - 86
- 2 - 51
- 1 - 60





# Conclusion

In conclusion, I extend my sincere gratitude to all the students who participated in the feedback process and shared their insights and recommendations. Your voices are instrumental in shaping the future of our institution, and we are committed to listening, learning, and taking action based on your feedback.

I invite you to delve into the pages of this report, explore the findings, and join us in our collective efforts to create a more inclusive, supportive, and enriching educational environment at Sripat Singh College.

